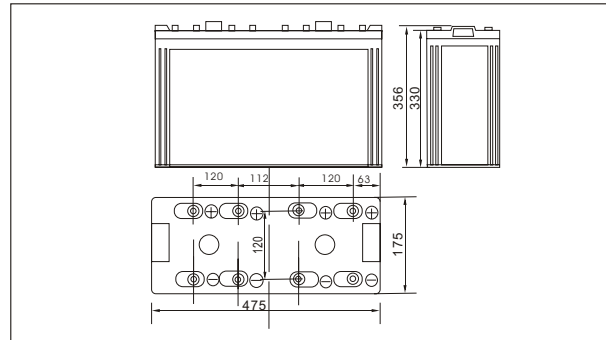


# NP2-1200(2V1200AH)



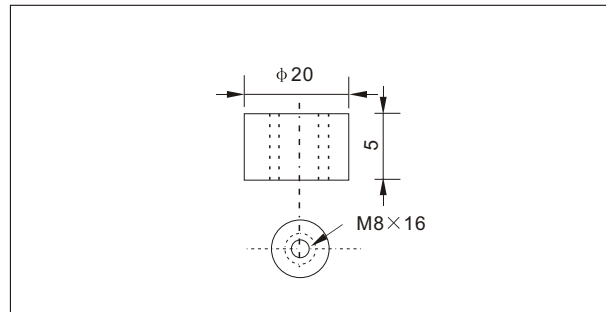
## Outer dimensions (mm)



## Specifications

Nominal Voltage		2V
Rated capacity (10 hour rate)		1200 Ah
Dimensions	Total Height	356 mm (14.02 inches)
	Height	330 mm (12.99 inches)
	Length	475 mm (18.7 inches)
	Width	175 mm (6.89 inches)
Weight Approx		74Kg (163lbs)

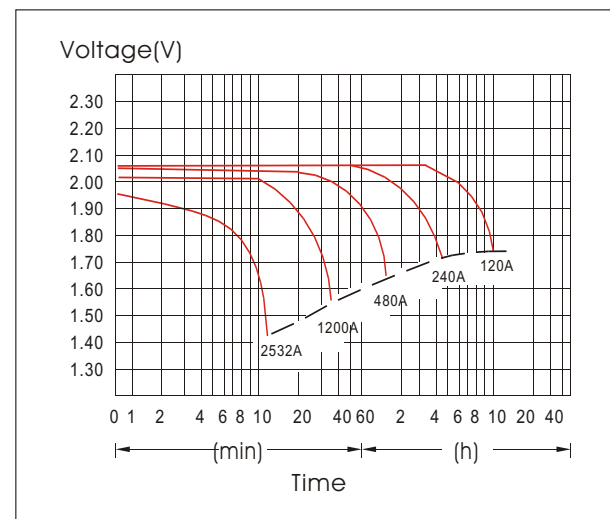
## Terminal Type (mm)



## Characteristics

Capacity 25°C(77°F)	10 hour rate(120A)	1200AH
	5 hour rate(192A)	960AH
	1 hour rate(720A)	720AH
	1.5 hour discharge to 1.75 V	480A
Internal Resistance	Full charged Battery at 25°C(77°F)	0.2m Ω
Capacity affected by Temperature (10hour rate)	40°C(104°F)	102%
	25°C(77°F)	100%
	0°C(32°F)	85%
	-15°C(5°F)	65%
Self-Discharge at 25°C(77°F)	Capacity after 3 month storage	91%
	Capacity after 6 month storage	82%
	Capacity after 12 month storage	64%
Terminal	T20	
Charge (constant Voltage)	Cycle	Initial Charging Current less than 250 A Voltage 2.35-2.40V
	Float	Voltage 2.25-2.30V

## Discharge Curves 25°C(77°F)



## Constant Current(Amp) and Constant Power(Watt) Discharge Table at 25°C(77°F)

Time		5min	10min	15min	30min	1h	2h	3h	4h	5h	8h	10h	20h
1.60V	A	3844	2532	2041	1368	720	420.0	308.4	240.0	198.0	140.4	126.0	68
	W	6611	4507	3648	2451	1296	769	572.1	450.0	375.2	268.2	242.6	132
1.70V	A	3722	2285	1922	1308	677	400.8	300.0	234.0	194.4	136.8	123.6	66.0
	W	6626	4252	3585	2447	1276	770	579.0	453.5	377.7	266.8	242.0	129.0
1.75V	A	3601	2044	1681	1224	655	391.2	292.8	230.4	192.0	135.6	121.2	66.0
	W	6554	3875	3198	2348	1265	756	568.6	449.3	375.2	265.8	239.0	130.0
1.80V	A	3470	1926	1562	1128	634	381.6	285.6	226.8	187.2	132.0	120.0	64.8
	W	6490	3702	3000	2178	1229	745	561.2	446.3	368.8	260.7	237.7	128.6
1.85V	A	3354	1805	1442	1008	612	372.0	276.0	220.8	182.4	128.4	114.0	61.2
	W	6339	3483	2798	1966	1200	733	546.5	438.3	362.8	256.3	229.4	123.6

NOTE: FOR REFERENCE ONLY