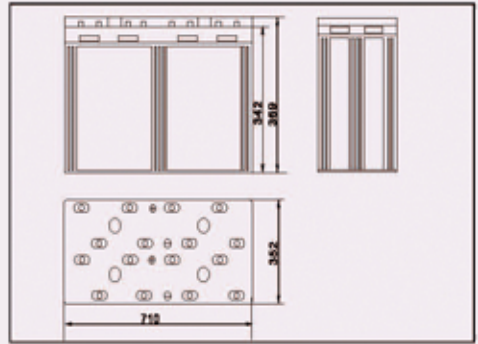


NP2-2500(2V2500AH)



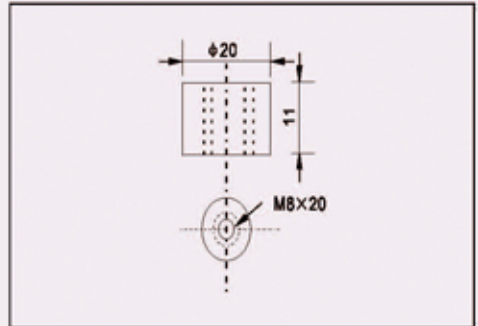
Outer dimensions (mm)



Specifications

Nominal Voltage		2 V
Rated capacity (10 hour rate)		2500 Ah
Dimensions	Total Height	369 mm (14.5inches)
	Height	342mm (13.5inches)
	Length	710mm (28.0inches)
	Width	352mm (13.9inches)
Weight Approx		165Kg (364lbs)

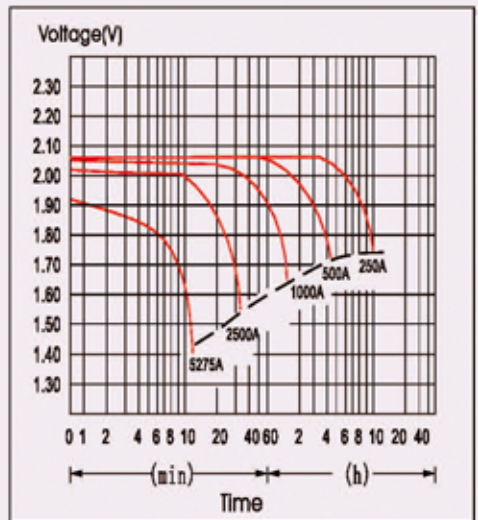
Terminal Type (mm)



Characteristics

Capacity 25°C(77°F)	10 hour rate(250 A)	2500 AH
	5 hour rate(400 A)	2000 AH
	1 hour rate(1500 A)	1500 AH
	1.5 hour discharge to 1.75 V	1000A
Internal Resistance	Full charged Battery at 25°C(77°F)	0.08 mΩ
Capacity affected by Temperature (10hour rate)	40°C(104°F)	102%
	25°C(77°F)	100%
	0°C(32°F)	85%
	-15°C(5°F)	65%
Self-Discharge at 25°C(77°F)	Capacity after 3 month storage	91%
	Capacity after 6 month storage	82%
	Capacity after 12 month storage	64%
Terminal	T20	
Charge (constant Voltage)	Cycle	Initial Charging Current less than 625 A
		Voltage 2.35-2.40V
	Float	Voltage 2.25-2.30V

Discharge Curves 25°C(77°F)



Constant Current(Amp) and Constant Power(Watt) Discharge Table at 25°C(77°F)

Time	5min	10min	15min	30min	1h	2h	3h	4h	5h	8h	10h	20h	
1.60V	A	8008	5275	4253	2850	1500	875.0	642.5	500.0	412.5	292.5	262.5	142
	W	13773	9390	7599	5107	2700	1601	1191.8	937.5	781.7	558.7	505.3	275
1.70V	A	7755	4760	4005	2725	1410	835.0	625.0	487.5	405.0	285.0	257.5	137.5
	W	13804	8858	7469	5098	2658	1604	1206.3	944.8	786.9	555.8	504.2	268.8
1.75V	A	7503	4258	3503	2550	1365	815.0	610.0	480.0	400.0	282.5	252.5	137.5
	W	13655	8072	6662	4891	2634	1575	1184.6	936.0	781.6	553.7	497.9	270.9
1.80V	A	7230	4013	3255	2350	1320	795.0	595.0	472.5	390.0	275.0	250.0	135.0
	W	13520	7712	6250	4538	2561	1552	1169.2	929.9	768.3	543.1	495.3	268.0
1.85V	A	6988	3760	3005	2100	1275	775.0	575.0	460.0	380.0	267.5	237.5	127.5
	W	13206	7257	5830	4095	2499	1527	1138.5	913.1	755.8	533.9	477.9	257.6

NOTE:FOR REFERENCE ONLY