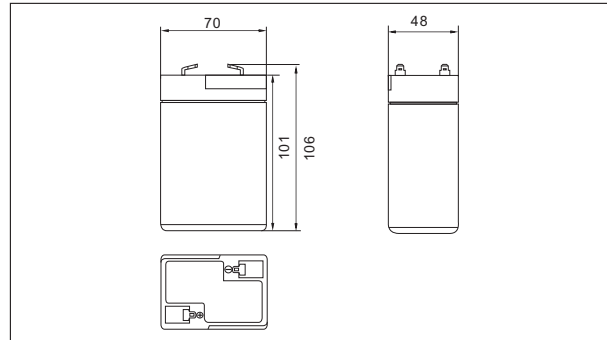


# NP6-4.5(6V4.5AH)



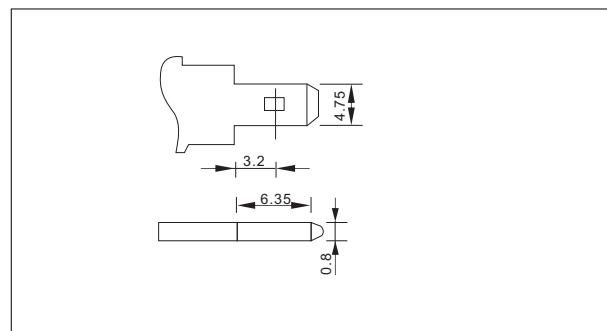
## Outer dimensions (mm)



## Specifications

Nominal Voltage	6 V	
Rated capacity (20 hour rate)	4.5 Ah	
Dimensions	Total Height	106 mm(4.17inches)
	Height	101 mm(3.98inches)
	Length	70 mm(2.76inches)
	Width	48 mm(1.89inches)
Weight Approx	0.78Kg(1.71lbs)	

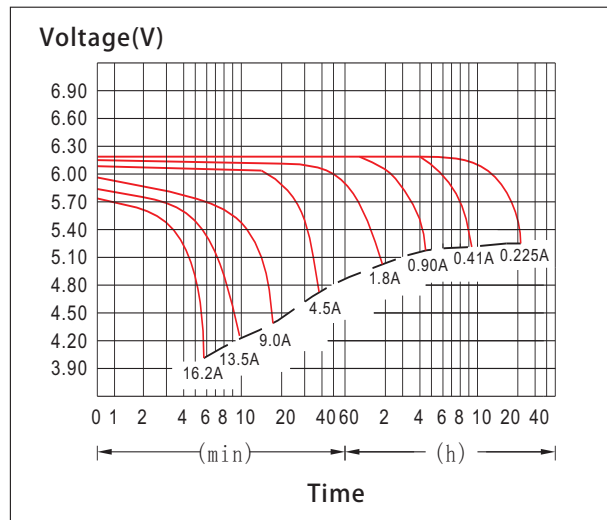
## Terminal Type (mm)



## Characteristics

Capacity 25°C(77°F)	20 hour rate(0.225A)	4.50 AH
	10 hour rate(0.41A)	4.10 AH
	5 hour rate(0.77A)	3.85 AH
	1 hour rate(2.70A)	2.70 AH
	1.5 hour discharge to 5.25 V	1.8 A
Internal Resistance	Full charged Battery at 25°C(77°F)	16 mΩ
Capacity affected by Temperature (20hour rate)	40°C(104°F)	102%
	25°C(77°F)	100%
	0°C(32°F)	85%
	-15°C(5°F)	65%
Self-Discharge at 25°C(77°F)	Capacity after 3 month storage	91%
	Capacity after 6 month storage	82%
	Capacity after 12 month storage	64%
Terminal	T1	
Charge (constant Voltage)	Cycle	Initial Charging Current less than 1.8A Voltage 7.20-7.50 V Time 14~16h
	Float	Voltage 6.75-6.90 V

## Discharge Curves 25°C(77°F)



## Constant Current(Amp) and Constant Power(Watt) Discharge Table at 25°C(77°F)

Time		5min	10min	15min	30min	1h	2h	3h	4h	5h	8h	10h	20h
4.80V	A	16.2	10.6	7.88	5.18	2.70	1.58	1.16	0.93	0.79	0.52	0.43	0.233
	W	84.1	57.0	42.2	27.8	14.6	8.65	6.45	5.23	4.49	2.99	2.46	1.352
5.10V	A	14.9	10.2	7.24	4.91	2.53	1.51	1.13	0.90	0.77	0.51	0.42	0.227
	W	79.7	56.8	40.5	27.6	14.3	8.71	6.51	5.23	4.51	2.99	2.46	1.331
5.25V	A	13.5	9.50	6.75	4.76	2.45	1.48	1.11	0.86	0.77	0.51	0.41	0.225
	W	74.2	54.0	38.5	27.4	14.2	8.59	6.45	5.00	4.52	2.98	2.45	1.330
5.40V	A	13.0	9.08	6.30	4.63	2.37	1.44	1.09	0.84	0.73	0.49	0.40	0.219
	W	72.9	52.3	36.3	26.8	13.8	8.45	6.41	4.96	4.32	2.92	2.40	1.306
5.55V	A	12.0	8.55	5.85	4.50	2.29	1.41	1.03	0.82	0.70	0.48	0.39	0.214
	W	68.1	49.5	34.0	26.3	13.5	8.31	6.13	4.91	4.17	2.87	2.38	1.295

NOTE: FOR REFERENCE ONLY